

# KOALA



L I V I N G

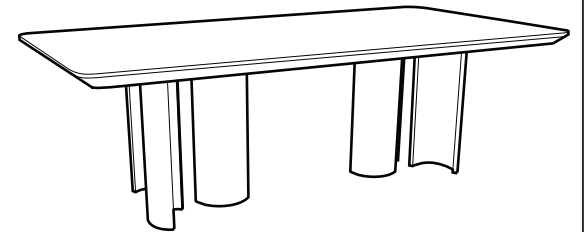
## Assembly Instruction

Product Name: Napa Caramel Oak Dining Table 270x120cm

Product Id: 129214

### Hardware List

- A  Allen Key 5mm 1 pc
- B  Allen Bolt M8x35mm 18 pcs



### Part List

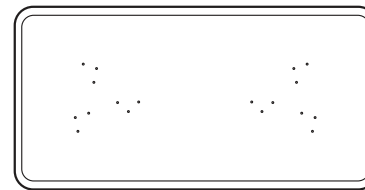
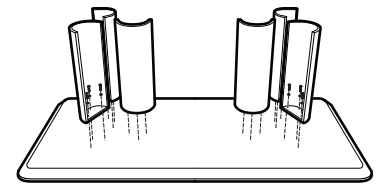


Table Top  
1 pc



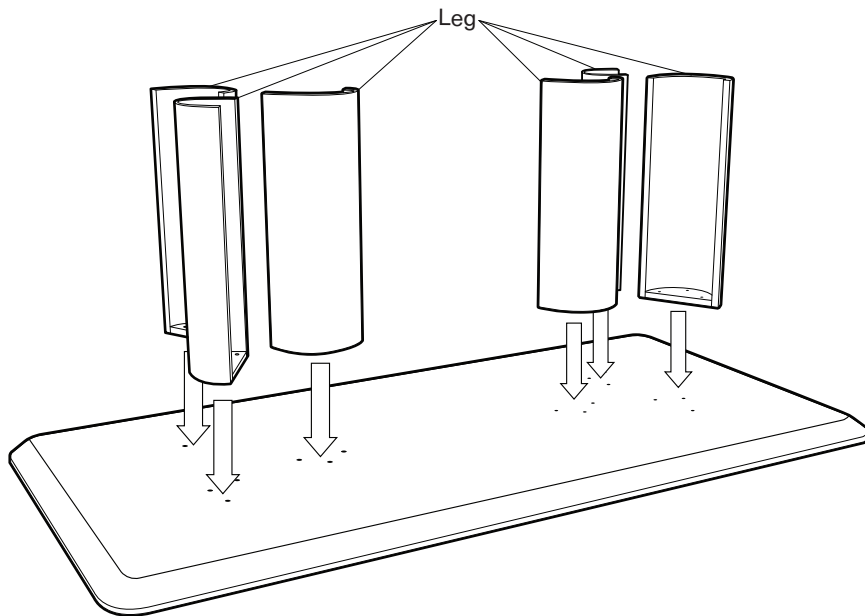
Leg  
6 pcs



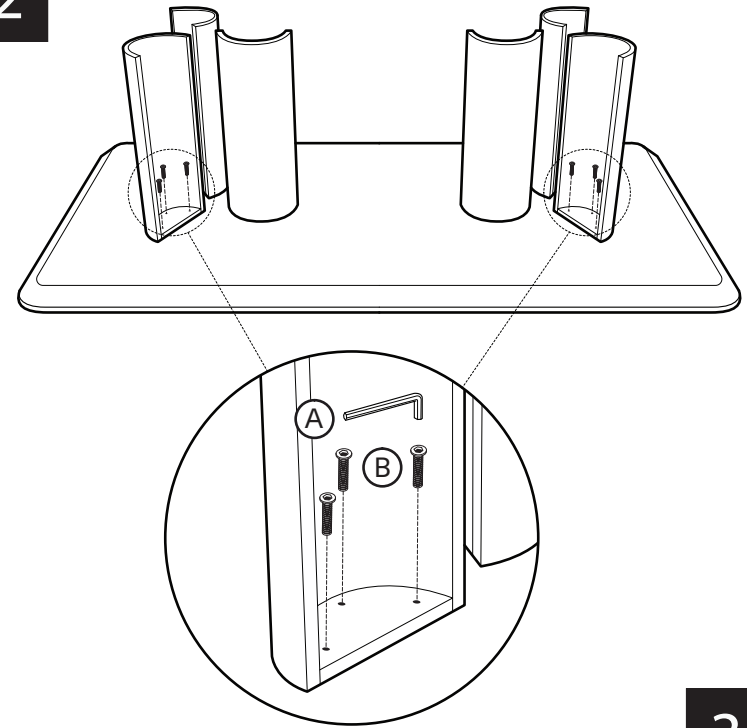
## Note

1. Assemble the item on a soft, well-lit surface like cardboard or carpet.
2. For safety and efficiency, it's best to have two or more people assist with assembly to handle heavy parts safely and collaborate effectively.
3. Keep all packaging materials intact until assembly is complete.
4. Before assembling the item, carefully read all provided instructions.
5. Handle tools with care during assembly to prevent injuries.

1



2



3

