






KOALA

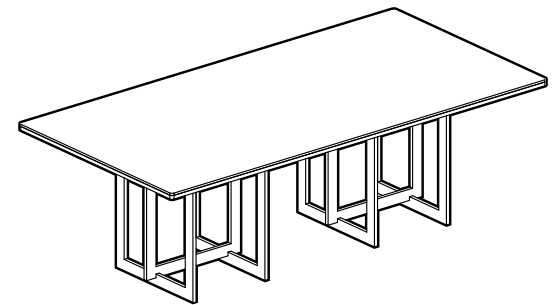
L I V I N G

Assembly Instruction

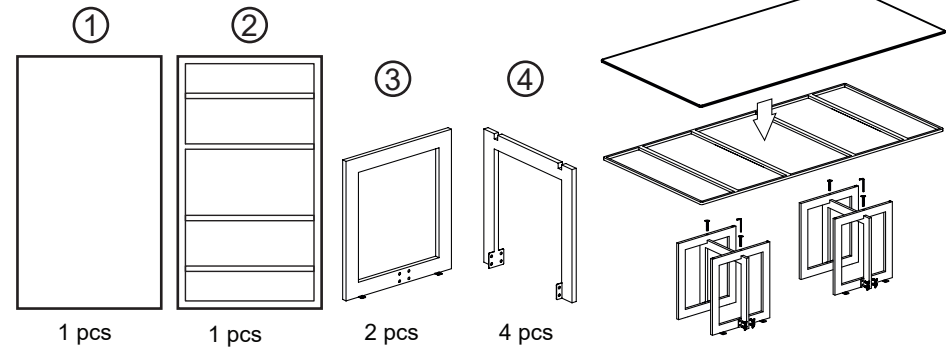
Product Name: Maia White Sintered Stone Dining Table
Brushed Champagne Gold Stainless Steel Legs 240x120cm
Product Id: 129244

Hardware List

- | | | | |
|---|---|------------------------|--------|
| A |  | Allen Bolt M6x10mm | 24 pcs |
| B |  | Allen Bolt M6x70mm | 4 pcs |
| C |  | Washer M8x22x1.5mm | 8 pcs |
| D |  | Allen Key | 1 pc |
| E |  | Silicone Cap 12x2mm | 8 pcs |



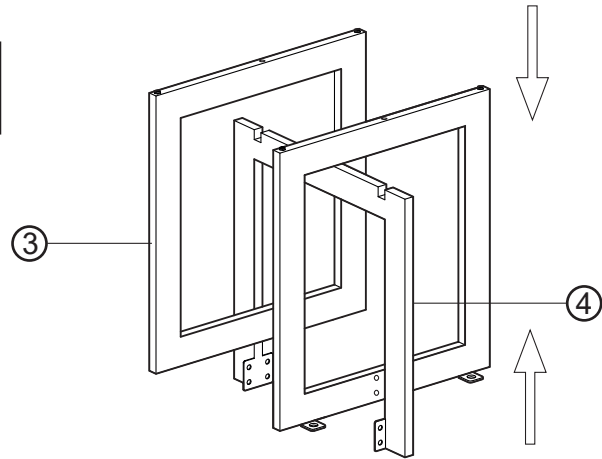
Part List



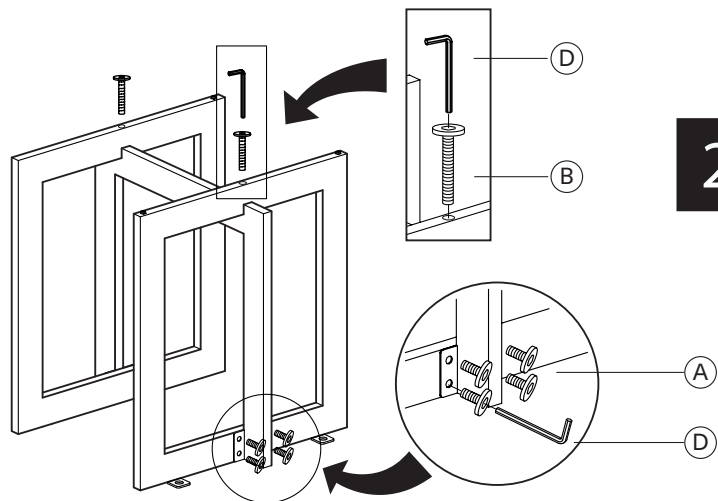
Note

1. Assemble the item on a soft, well-lit surface like cardboard or carpet.
2. For safety and efficiency, it's best to have two or more people assist with assembly to handle heavy parts safely and collaborate effectively.
3. Keep all packaging materials intact until assembly is complete.
4. Before assembling the item, carefully read all provided instructions.
5. Handle tools with care during assembly to prevent injuries.

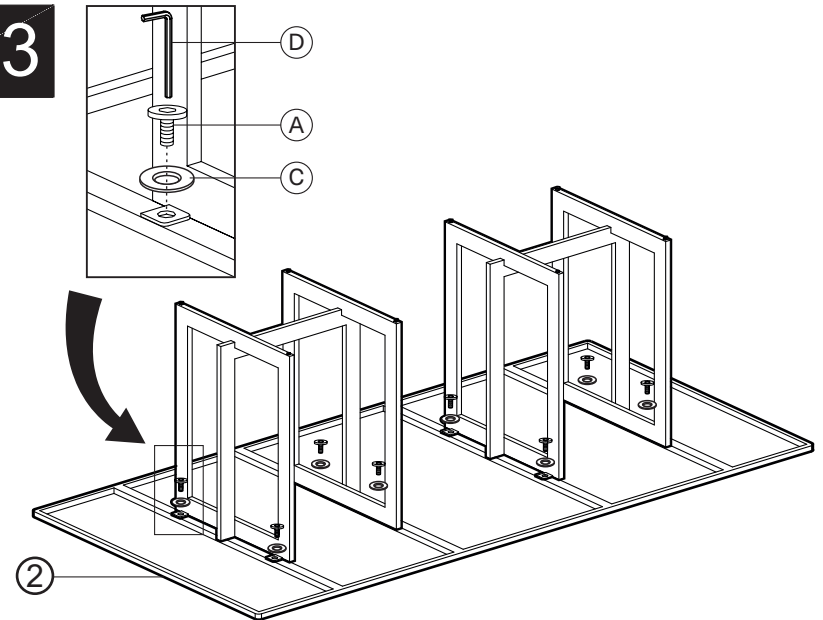
1



2



3



4

