





KOALA

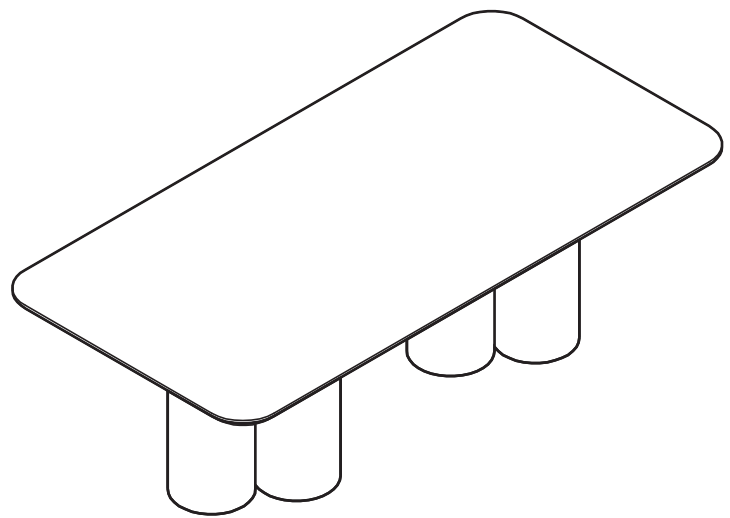
L I V I N G

Assembly Instruction

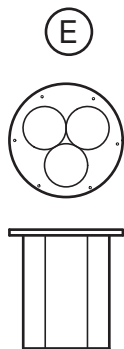
Product Name: Terzetto Rectangular Dining Table

Hardware List

- | | | | |
|---|---|------------------------|--------|
| A |  | Allen Key
5mm | 1 pc |
| B |  | Allen Bolt
M8x35mm | 12 pcs |
| C |  | Spring Washer
Ø13mm | 12 pcs |
| D |  | Washer
Ø19mm | 12 pcs |



Parts List



Leg
2 pcs


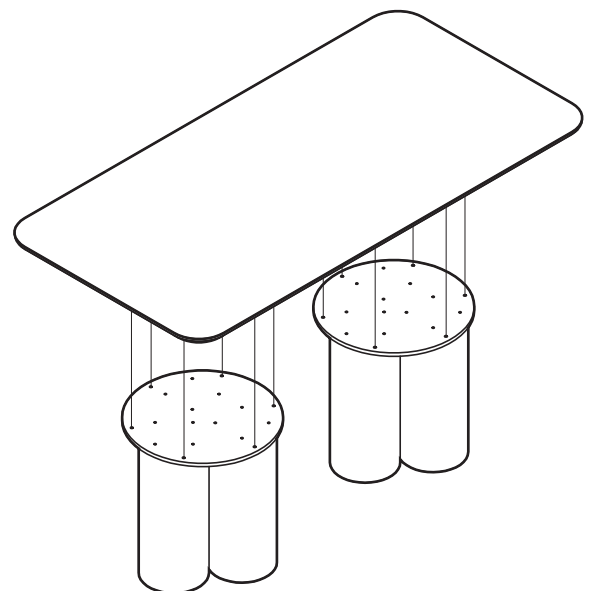


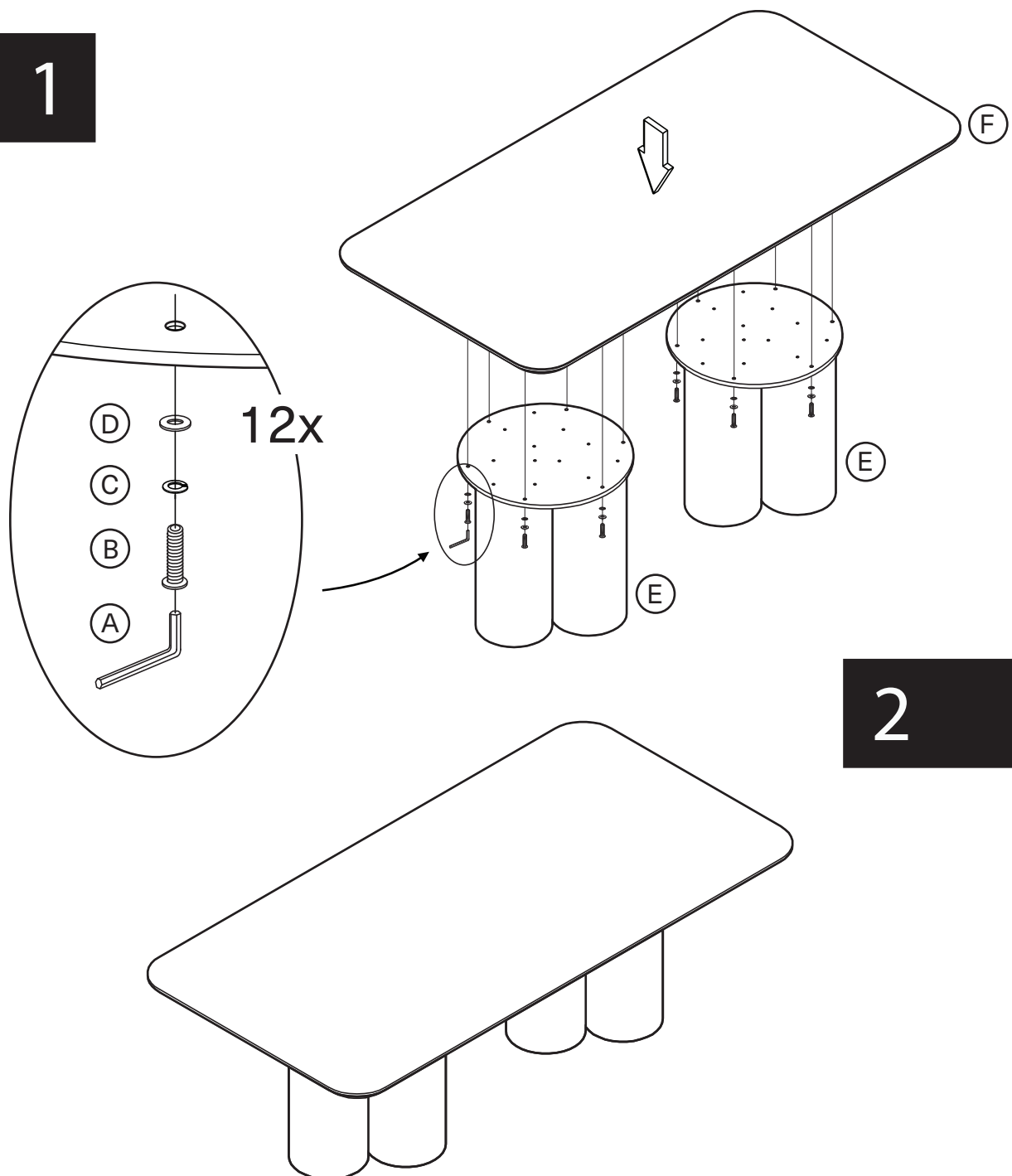
Table Top
1 pc



Note

1. Please check that all required hardware for assembly, as listed in the instructions, is available before beginning assembly.
2. For safety and efficiency, it's best to have two or more people assist with assembly to handle heavy parts safely and collaborate effectively.
3. Do not discard any packaging materials until assembly is complete.
4. Before assembling the item, carefully read all provided instructions.
5. Handle tools with care during assembly to prevent injuries.
6. A drill may be used, but only on a LOW setting to avoid damage.

1



2